

Welcome to Year 3



2024-25

Meet the team

J1 Mrs. Schmidt (Monday – Wednesday) Mrs. Ismay (Wednesday – Friday)

J2 Mrs. Stockley -Year team leader (Monday – Wednesday)
Mrs. Walton (Wednesday – Friday)

J3 Ms. Duncan

Support staff – Mrs. Booth, Ms. Humphrey,
Mr. Fairweather



Welcome to Year 3

Dear parents and carers.

Welcome to Year 3! We are delighted to have your children join us for what we are sure will be the beginning of their successful time at HBJs. Our Year 3 curriculum is packed with engaging lessons and experiences designed to create lasting memories and inspire 'learning for life'.

We start Y3 with a real focus on getting to know your child so that we are in the best position to ensure they are the most successful learner they can be. We will work hard to encourage your child to be Respectful, Responsible and Resilient, reflecting our HBJs Values. We have many experiences and visits planned that will not only engage the children and bring the curriculum to life but also enable us to develop strong relationships. We hope this booklet gives you a flavour of what your child will be learning in year 3.

If you have any questions or need to get in touch, please feel free to contact us at y3@huntersbar-jun.sheffield.sch.uk

Here's to a fantastic year ahead!

Kind regards

The Y3 team

Year 3 trips, visits and experiences

Autumn term

- Oracy challenge 1 – hobbies and interests
- Forest Schools trip to Endcliffe Park
- Spanish Immersion Day
- The History Van
- British Museum Virtual Visit

Spring term

- Halle orchestra visit
- Weston Park Museum

Summer term

- Sports day
- Ancient Greek Day
- VR Day
- Church Visit



2024-25 Year 3 dates for the diary

9 th September 2024	Meet the new class teacher/s
19th November 2024	Flu Vaccinations
19th and 21st November 2024	Parents' evenings
21st November 2024	Individual photos
22nd November 2024	Inset - No children in school
28th January 2025	J3 Class Assembly
29th - 30th January 2025	School Production @ Library Theatre
14th February 2025	Inset - No children in school
18th and 20th March 2025	Parents' evenings
25th March 2025	J1 Class Assembly
26th March 2025	Class photos
21st May2025	J2 Class Assembly
2nd June 2025	Inset - No children in school

Year 3 curriculum overview

	Autumn 1	Autumn 2	Spring 1	Spring 2	Summer 1	Summer 2
Reading	The Day the Crayons Quit I am Henry Finch Toys Go Out	Ug:Boy Genius of the Stone Age	The Bluest of Blues	I Was There: Tutankhamun's Tomb.	Firework Maker's Daughter	Greek Tales: The Boy who cried Horse
Class novels	Planet Omar: Accidental Trouble Magnet	The Wild Way Home	The Last Firefox	A mummy ate my homework	Clever Polly and the Stupid Wolf.	The Boy Who Grew Dragons
Writing	Writing purpose: To entertain Stimulus: Belonging by Jeannie Baker Stimulus: Perfectly Norman by Tom Percival	Writing purpose: Entertain Stimulus: The Rhythm of the Rain by Grahame Baker-Smith Stone Age Boy by Sitoshi Kitamura	Writing purposes: Entertain Text/ stimulus: Wolves in the Walls Writing to inform Stimulus: Step into Science: Light	Writing purpose: Entertain/history Stimulus: Marcy and the Riddle of the Sphinx by Joe Todd Stanton Miu and the Pharaoh by Sally Wallace-Jones	Writing purposes: Entertain Stimulus: Ratty's Big Adventure by Lara Hawthorne	Writing purpose: inform Stimulus: Usborne Greek Myths
Maths	Place Value Addition and Subtraction	Multiplication and Division Length and Perimeter	Fractions Mass and Capacity	Fractions Money	Time Shape	Statistics
Oracy challenges	My passions and hobbies		Just a minute poetry competition		Recorded Public Service Announcement- the dangers of the sun.	
Science	Forces and magnets	Rocks and fossils	Light and shadows		Plants: needs for survival	Teeth and Digestion
Geography	Are all settlements the same?			What are rivers and how are they used?	Why do people live near volcanoes?	

Year 3 curriculum overview

	Autumn 1	Autumn 2	Spring 1	Spring 2	Summer 1	Summer 2
History		Stone Age to Iron Age		Ancient Egypt		Ancient Greece
PE	Physical literacy Circus skills	Physical literacy Gymnastics	Physical literacy Handball	Physical literacy Gymnastics	Physical literacy Football	Physical literacy Rounders
RE Christianity	What do people believe about God?	Why is the Bible important to Christians?	Why is Jesus Inspiring to some people?	Why are festivals important?	Places of worship	Why do people pray?
PSHE	Friendships	Mental Health	Online Safety	Community	Family	Physical Health and growing up
Art		<u>DRAWING</u> (Gestural drawing)	<u>PAINTING</u> Landscapes		<u>SCULPTING</u> Natural Materials	
D and T	2D shape to 3D product (textiles)			Healthy and Varied Diet		Levers and Linkage
Computing	Computing systems and networks -		Programming - sequencing sounds (using Scratch)		Creating media - desktop publishing (Using MS Word)	
Music	Let your spirit fly Rhythm and Blues	Let your spirit fly Rhythm and Blues	Glockenspiel Stage 1	Glockenspiel Stage 1	Three Little Birds Reggae	Three Little Birds Reggae
Spanish	Greetings Goodbyes Asking how people are and responding.		Asking people their name and responding. Numbers 1-12		Ask someone how old they are and respond. Refer to family members. Ask if you have siblings and respond	


Maths - Ways to help your child









<p>All children access the White Rose maths scheme from Year 3 to Year 6. For more information, please visit their website.</p> <p>Google search: White Rose maths</p>	
<p>Practise 2, 3, 4, 5, and 10 times tables up to 12 x.</p> <p>Google search: Hit the button times table games</p>	<p>Become familiar with the coins and notes we use. Choose how to make certain amounts and how to calculate the change needed.</p> <p>Google search: Top Marks Toy Shop Money Game</p>
<p>Quick fire mental maths</p> <p>Google search: White Rose one minute maths</p>	<p>Practise number bonds all the time. "What do we need to add to 4 to get to 10?"</p> <p>"What do we need to add to 30 to get to 100?"</p> <p>"What do we need to add to 46 to get to 100?"</p>
<p>Additional maths challenges</p> <p>Google search: <u>nrich</u> year 3</p>	<p>Tell the time using digital and analogue (12hr/24hr clocks)</p> <p>Google search: Maths frame tell the time</p>
<p>White Rose offer FREE workbooks for Years 1 - 6 giving children and parents an extra tool for enjoying maths together.</p> <p>Google search: white rose parent resources year 3</p>	

Some end of year 3 expectations for Maths
Read and write numbers up to 1,000 in numerals and in words.
Count from 0 in multiples of 4, 8, 50 and 100; find 10 or 100 more or less than a given number
Recognise the place value of each digit in a 3-digit number (100s, 10s, 1s).
Add and subtract numbers with up to 3 digits, using formal written methods of column addition and subtraction.
Recall and use multiplication and division facts for the 3, 4 and 8 multiplication tables.
Add and subtract amounts of money to give change, using both £ and p in practical contexts.
Estimate and read time with increasing accuracy to the nearest minute

Reading in Year 3









A sample of the Year 3 texts taken from whole class reading lessons and class novels



End of year 3 expectations for reading
By the end of Y3 children will be reading a lime book with 95% accuracy.
Use their knowledge of phonics to read and understand unknown words in an age-appropriate text.
Read an age-appropriate text at 110 words correct per minute.
Read an age-appropriate text with appropriate intonation, stress and rhythm.
Use evidence from an age-appropriate text to support their answers.
Use evidence from a text to support their answers.
Explain the main ideas in a range of texts.
Explain the main purpose of a range of texts.

Examples of Y3 standard books



Reading – Ways to help your child



Listen to your child read. Daily reading helps your child's wellbeing, develops imagination and has educational benefits too.	Read aloud to your child regularly By reading a more ambitious book to your child, they will learn new words and writing styles that they may not be able to access independently.	Encourage reading choice Give your child lots of opportunities to read different things in their own time - fiction, non-fiction, poetry, comics, magazines, recipes and much more.
Read together Choose a favourite time to read together as a family and enjoy it. This time spent reading together can be relaxing for all.	Talk about books This is a great way to make connections, develop understanding and make reading even more enjoyable.	Make use of the school library and your local library. Research shows that children who use libraries have better levels of reading and writing enjoyment and confidence.

Writing - ways to help your child



Read, read and read some more. All good writers learn by reading great books!	Writing floats on a sea of talk. Ask your child to think, say and practise sentences before they write them down.	Encourage your child to write accurate sentences with capital letters and ending punctuation for every sentence.
Find fun opportunities for your child to write for pleasure.	Help your child become a word collector and find the most amazing words in books to use in their own writing!	Write a daily diary or stories about school and home life.
Remind your child to always read their writing back to themselves and to edit any errors.	Help your child check the spellings of tricky words by breaking them down into chunks e.g. <u>na</u> / <u>rra</u> / <u>tive</u>	Play word writing games such as writing A-Z lists of their favourite topics, crosswords, and <u>Wordle</u> .



End of year 3 expectations for writing

Write consistently (90%) accurately punctuated simple sentences using capital letters, full stops, question marks and exclamation marks.

Orally, use the terms: noun, verb, adjective, subject, object, determiner, phrase and be able to use these in accurate sentences.

Use the forms 'a' or 'an' according to whether the next word begins with a consonant or a vowel.
A dog but an elephant

Proofread for punctuation errors e.g. capital letters, stops, commas in lists.

Use expanded noun phrases to convey complicated information concisely.
*The **angry, red-faced monster** threw its breakfast onto the floor.*

Know and correctly spell the 300 HFW consistently.

Use the HBSJ spelling strategy to break words down into syllables and phonemes.

Write legibly and fluently using joined, cursive handwriting.

Handwriting expectations



We directly teach children to develop a neat, legible style with correctly formed letters in cursive handwriting. Our agreed cursive style of writing the alphabet is as follows:

abcdefghijklmnopqrstuvwxyz

HUNTER'S BAR JUNIORS' **VALUES**

Respectful
Responsible
Resilient



CONSISTENT CLASSROOM

- * Ready for learning
- * Follow adult instructions
- * Good manners
- * Eyes on the speaker
- * Careful listening
- * One voice at a time
- * Learning talk only



Keep in touch

If you have any questions, worries, or need any support for your child, please speak directly to your child's class teacher/s at the end of the school day, or email us on the year group email address:

y3@huntersbar-jun.sheffield.sch.uk

Best wishes from the Year team.

Mrs. Booth, Ms.Duncan, Mr. Fairweather, Ms. Humphrey, Mrs. Ismay, Mrs. Schmidt, Mrs. Stockley and Mrs Walton.